

SYSTEM7 XT™ ACCESSORIES

➤ **PIN HOLE PLUG: \$3 EA.**

This plug is designed to cover unused pin holes, preventing them from filling with mud, debris, or other contaminants from the surrounding environment. Available in three colors: Tan, Yellow, and Green.



➤ **EXTRUSION WELDER: \$5074 EA.**


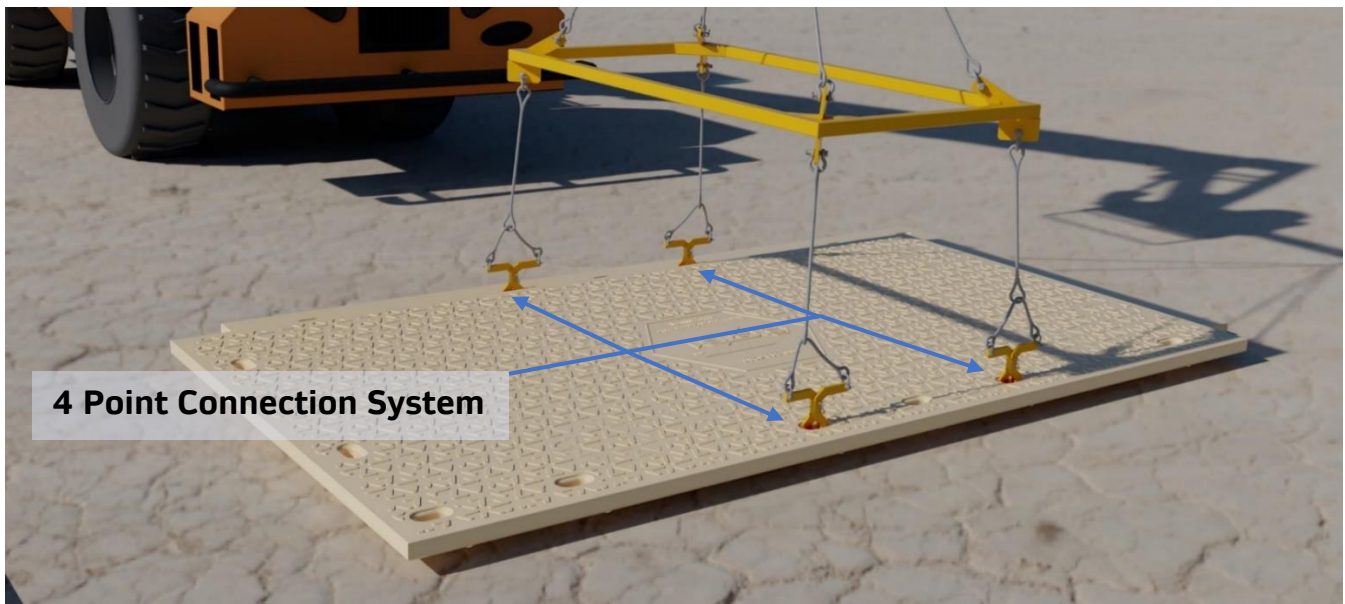

An extrusion welder is a specialized tool used for welding the broken mat. It works by heating and extruding plastic welding rods (or pellets), which is then fused to the base mat to create a strong, continuous bond.





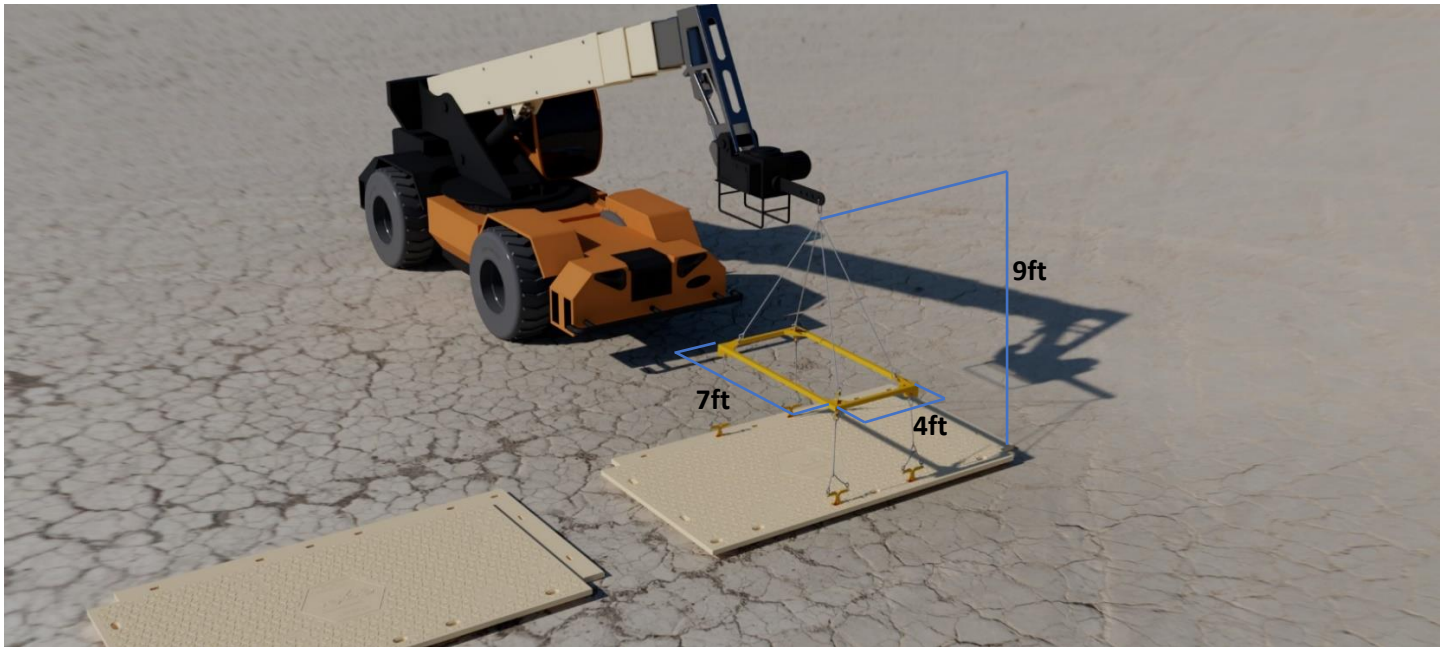
➤ **WELDING WIRE: \$341 per roll.**



System 7™ Mat Lifting Device



Maximum lifting weight 3000lb	Frame Dimensions (7x4)ft	Lifting Height 9 ft
Full Steel Construction	Osha Certified	For Single Mat Usage Only



How to Use?

- Place lifting device on S7 mat.
- Insert Lifting tongs into the 4 center pin pockets.
- Connect the four leg sling to your lifting machine of choice.
- Slowly raise boom to allow for each sling to receive tension equally.
- Relocate S7 Mat to the desired location.

Removal

- Lower frame to release tension on mat.
- Remove lifting tongs from pin pockets.
- Repeat steps for each additional mat to be moved.